










# FLOCK

## SPECIFICATIONS

Composition	Average Thickness	Carrier	Certifications
PU	450 microns	non adhesive coated paper	REACH n° 1907/2006/EU  

## APPLICATION INSTRUCTIONS

Applies on	SUGGESTED CUTTING SETTINGS			TRANSFER SETTINGS			
cotton, polyester, poly/cotton blends (not suited for treated and dye sublimated textiles)							
	Blade	Pressure	Speed	Time	Temperature	Pressure	Peel
	45°	120 gf	20 cm/sec	15 seconds	180°C (356°F)	Medium (2,5/3,5 bar)	hot or cold

- Print and cut the material
- Let it dry for at least 2 hours without rolling the product
- Peel off excess material
- Remove the print by hand and cover with silicone paper
- For pre-spaced logos, use the appropriate TTD Easy
- Apply following the recommended parameters Remove the silicon paper or the TTD eather hot / cold

### PRODUCT HIGHLIGHTS

- Flocked finish
- Opaque

 **NOTE:** Given the large number of inks and printers, we highly recommend to perform a test before launching a production

## CARE AND WASHING RECOMMENDATIONS

Washing	Ironing	Tumble dry	Dry cleaning	Storage Shelf Life	Storage Temperature	Storage Conditions	Position
Up to 60°C, best inside-out	YES best inside-out	YES (synthetic cycle)	NO	Up to 2 years	Between 18°C and 26°C	Away from sunlight and dust	Vertical

- Wait 24 hours after the application before the first wash
- Respect the textile recommendations
- Do not bleach or use aggressive chemical agents